


Acrylic Basics: Discover Fundamental Techniques For Painting In Acrylic

Acrylic painting is a versatile and rewarding medium that can be enjoyed by artists of all levels. It is a water-based paint that dries quickly, making it easy to work with and clean up. Acrylics can be used to create a wide range of effects, from realistic landscapes to abstract compositions. In this article, we will cover the fundamental techniques of acrylic painting, including how to choose the right supplies, prepare your canvas, and apply paint. We will also provide tips on how to create different effects and textures with acrylics.



AN ACRYLIC PAINTING An Introductory Guide: Acrylic Basics, Discover fundamental techniques for painting in acrylic by Soon Y. Warren

★★★★☆ 4.3 out of 5

Language : English
File size : 406 KB
Text-to-Speech : Enabled
Screen Reader : Supported
Enhanced typesetting : Enabled
Print length : 23 pages
Lending : Enabled



Choosing The Right Supplies

The first step to acrylic painting is choosing the right supplies. Here is a list of essential supplies you will need:

- **Acrylic paints:** Acrylic paints are available in a wide range of colors and viscosities. Choose paints that are appropriate for the type of painting you want to create.
- **Brushes:** Acrylic brushes are made from a variety of materials, including nylon, sable, and bristle. Choose brushes that are the right size and shape for the details you want to paint.
- **Canvas:** Canvas is the traditional surface for acrylic painting. Choose a canvas that is the right size and texture for your painting.
- **Gesso:** Gesso is a primer that is applied to the canvas before painting. It helps to create a smooth surface for the paint to adhere to.
- **Water:** Water is used to thin acrylic paints and clean brushes.
- **Palette:** A palette is a surface on which you can mix and store your paints.

Preparing Your Canvas

Before you begin painting, you need to prepare your canvas. This involves applying a layer of gesso to the canvas. Gesso is a primer that helps to create a smooth surface for the paint to adhere to. To apply gesso, use a brush or roller to spread a thin, even layer over the canvas. Allow the gesso to dry completely before painting.

Applying Paint

Once your canvas is prepared, you can begin applying paint. Acrylic paint can be applied in a variety of ways, including brushing, sponging, and spraying. To brush paint, use a brush to apply a thin, even layer of paint to the canvas. To sponge paint, use a sponge to dab paint onto the canvas.


To spray paint, use a spray gun to apply a fine mist of paint to the canvas. Experiment with different techniques to create different effects.

Creating Effects And Textures

Acrylics can be used to create a wide range of effects and textures. Here are a few tips:

- **Glazing:** Glazing is a technique that involves applying thin layers of transparent paint over each other. This can be used to create a variety of effects, such as depth and luminosity.
- **Impasto:** Impasto is a technique that involves applying thick layers of paint to the canvas. This can be used to create a variety of textures, such as brushstrokes and impasto.
- **Collage:** Collage is a technique that involves incorporating other materials into your painting, such as fabric, paper, or found objects. This can be used to add texture and interest to your work.
- **Mixed media:** Mixed media is a technique that involves combining acrylics with other media, such as watercolor, ink, or oil pastels. This can be used to create a variety of unique and interesting effects.

Acrylic painting is a versatile and rewarding medium that can be enjoyed by artists of all levels. By following the fundamental techniques outlined in this article, you can create beautiful and unique works of art. Experiment with different techniques and effects to find your own artistic style. With practice, you will be able to master the art of acrylic painting and create stunning works of art.




AN ACRYLIC PAINTING An Introductory Guide: Acrylic Basics, Discover fundamental techniques for painting in acrylic

by Soon Y. Warren


★★★★☆ 4.3 out of 5

Language : English
File size : 406 KB
Text-to-Speech : Enabled
Screen Reader : Supported
Enhanced typesetting : Enabled
Print length : 23 pages
Lending : Enabled



Fantasy Technology and Politics: A Deep Dive into the Interwoven Worlds of Magic and Power

Fantasy literature has long captivated readers with its immersive worlds, epic battles, and compelling characters. However, beyond the surface-level...



Come To This Court And Cry: A Tale of Love, Loss, and Redemption

Come To This Court And Cry is a powerful and moving novel that explores the themes of love, loss, and redemption. The novel tells the story of a young woman...

