

Acrylic Painting Ideas For Beginners: Unleash Your Inner Artist

Welcome to the vibrant world of acrylic painting! Acrylics are a versatile and beginner-friendly medium that allows you to create stunning works of art. Whether you're a complete novice or have some basic experience, this guide will provide you with a wealth of acrylic painting ideas and techniques to get you started.



Step-By-Step Acrylic Painting Techniques for Beginners: Acrylic painting ideas for beginners

by Robert Shufflebotham

★★★★☆ 4.5 out of 5

Language : English

File size : 4384 KB

Text-to-Speech : Enabled

Enhanced typesetting: Enabled

Word Wise : Enabled

Print length : 683 pages

Screen Reader : Supported



What You'll Need

- Acrylic paints
- Canvas or painting paper
- Brushes of various sizes and shapes
- Water container

- Palette or mixing tray
- Optional: Apron or smock

Beginner-Friendly Acrylic Painting Techniques

- **Flat Wash:** Apply a thin, even layer of paint over the entire canvas or area.
- **Dry Brush:** Dip a brush with minimal paint into the paint and apply it in short, light strokes.
- **Stippling:** Create texture by applying small dots of paint with a brush or sponge.
- **Sponging:** Apply paint to a sponge and dab or press it onto the canvas.
- **Graffiti Effects:** Use a spray can or brush to create drips, splatters, or stencils.

Easy Acrylic Painting Projects For Beginners

1. Sunset Landscape

- **Materials:** Canvas, acrylic paints in yellow, orange, red, purple, and white
- **Steps:**
 1. Create a flat wash of yellow for the sky.
 2. Add orange and red in the center for the sunset.
 3. Blend the colors with a clean brush.
 4. Use white to paint clouds and highlights.

2. Floral Still Life

- **Materials:** Canvas, acrylic paints in various colors, brushes
- **Steps:**
 1. Draw or sketch a vase on the canvas.
 2. Paint the vase in a solid color.
 3. Use your imagination to paint flowers in different colors and shapes.
 4. Add details such as leaves and stems.

3. Abstract Expressionism


- **Materials:** Canvas, acrylic paints in any color combination
- **Steps:**
 1. Apply paint directly to the canvas using brushes or sponges.
 2. Experiment with different colors, textures, and brushstrokes.
 3. Allow the paint to interact and blend on the canvas.
 4. Create a visually dynamic and expressive composition.

Tips For Acrylic Painting Success

- Start with small, manageable projects.
- Practice regularly to improve your skills.
- Use high-quality acrylic paints and brushes.
- Allow your paintings to dry completely before touching or framing.


- Don't be afraid to experiment with different techniques and styles.
- Seek inspiration from art books, online galleries, or workshops.
- Have fun and enjoy the creative process!

With these acrylic painting ideas and tips, you're well-equipped to embark on your artistic journey. Embrace the versatility of acrylics and let your creativity soar. Remember, practice makes perfect, and most importantly, have fun exploring the world of acrylic painting.



Acrylic painting allows you to create stunning works of art with vibrant colors and rich textures.

Ready to unleash your inner artist? Grab your acrylic paints and let's begin the creative adventure!




Step-By-Step Acrylic Painting Techniques for Beginners: Acrylic painting ideas for beginners

by Robert Shufflebotham


★★★★☆ 4.5 out of 5

Language : English
File size : 4384 KB
Text-to-Speech : Enabled
Enhanced typesetting : Enabled
Word Wise : Enabled
Print length : 683 pages
Screen Reader : Supported



Fantasy Technology and Politics: A Deep Dive into the Interwoven Worlds of Magic and Power

Fantasy literature has long captivated readers with its immersive worlds, epic battles, and compelling characters. However, beyond the surface-level...



Come To This Court And Cry: A Tale of Love, Loss, and Redemption

Come To This Court And Cry is a powerful and moving novel that explores the themes of love, loss, and redemption. The novel tells the story of a young woman...

