


Painting Urban Spaces: Cityscapes Painting with Ev Hales



Painting Urban Spaces: Cityscapes (Painting With Ev Hales Book 9) by Barbara Barrett

★★★★☆ 4.6 out of 5

Language : English
File size : 55279 KB
Text-to-Speech : Enabled
Screen Reader : Supported
Enhanced typesetting : Enabled
Print length : 294 pages
Lending : Enabled



to Urban Painting

Urban painting, or cityscape painting, captures the essence of urban environments, from bustling city streets to tranquil park vistas. It's a genre that has fascinated artists for centuries, offering a glimpse into the soul of our cities and the people who inhabit them.



If you're drawn to the beauty and complexity of urban spaces and aspire to capture their essence on canvas, this comprehensive guide will provide you with valuable insights and techniques. Join renowned artist Ev Hales as she shares her expertise in cityscape painting, guiding you through the journey of creating captivating urban artworks.

Finding Inspiration in Urban Spaces

The first step towards painting urban spaces is to find inspiration. Cities are a treasure trove of visual stimuli, from towering skyscrapers to intricate street art. Observe the play of light and shadow, the movement of people and vehicles, and the architectural details that define the urban landscape.

Tips for Finding Inspiration:

- Explore your city on foot or by bike, allowing yourself to soak in the sights and sounds.
- Visit public spaces, such as parks, squares, and markets, where people gather and interact.
- Pay attention to the unique character of each neighborhood, from bustling business districts to quiet residential streets.
- Document your observations through sketches, photographs, or written notes.



Ev Hales finding inspiration in an urban environment

Technical Aspects of Cityscape Painting

Once you have found your inspiration, it's time to consider the technical aspects of cityscape painting. These techniques will equip you to translate your observations onto canvas and create realistic and engaging urban artworks.

Essential Techniques:

- **Perspective:** Understanding the principles of perspective is crucial for creating the illusion of depth and spatial relationships in your paintings.
- **Value and Color:** Mastering value and color theory will allow you to convey the light and shadow, as well as the subtle hues and tones that define urban spaces.
- **Composition:** Arranging the elements of your painting in a balanced and visually appealing way is essential for creating a cohesive cityscape.
- **Brushwork:** Your choice of brushes and brushwork techniques can significantly impact the texture and mood of your paintings.



Ev Hales' Approach to Cityscape Painting

Ev Hales is renowned for her captivating cityscape paintings that capture the essence of urban life. Her unique approach combines traditional

painting techniques with a contemporary sensibility, resulting in artworks that are both realistic and evocative.



Artist Ev Hales

Key Aspects of Ev Hales' Style:

- **Dynamic Composition:** Ev Hales often employs dynamic compositions that create a sense of movement and energy in her paintings.
- **Atmospheric Effects:** She skillfully captures the subtle nuances of light and atmosphere, evoking the moods and emotions of city life.
- **Textural Details:** Ev Hales pays meticulous attention to textures, capturing the intricate details of buildings, streets, and people.
- **Narrative Elements:** Her paintings often include subtle narrative elements that invite viewers to explore the stories and interactions taking place within the urban environment.

Painting Urban Spaces: Step-by-Step

To help you embark on your cityscape painting journey, here's a step-by-step guide:

Materials:

- Canvas or painting surface
- Acrylics or oil paints
- Brushes of various sizes and shapes
- Palette and mixing medium
- Reference photos or sketches

Steps:

1. **Sketch the Composition:** Start by lightly sketching the main elements of your cityscape using a pencil or charcoal.

2. **Establish Perspective:** Pay attention to the vanishing points and horizon line to create a sense of depth.
3. **Block in Base Colors:** Apply the base colors of your scene, considering the overall values and color scheme.
4. **Add Details and Textures:** Gradually add details, textures, and highlights to bring your painting to life.
5. **Capture Light and Atmosphere:** Pay special attention to the play of light and shadow, and how they impact the mood of your painting.
6. **Refine and Adjust:** Step back from your painting regularly and make adjustments as needed to enhance the composition and overall impact.

Tips for Success in Cityscape Painting

Here are a few additional tips to help you achieve success in cityscape painting:


- **Practice Regularly:** As with any art form, practice is key to improving your skills.
- **Study the Masters:** Analyze the works of renowned cityscape painters to learn from their techniques and compositions.
- **Experiment with Different Mediums:** Don't limit yourself to one medium. Try out different paints, brushes, and canvases to find what works best for you.
- **Seek Feedback and Critique:** Share your work with others and ask for constructive criticism to identify areas for improvement.

- **Find a Community:** Connect with other cityscape painters, exchange ideas, and participate in workshops to enhance your learning.

Painting urban spaces is a rewarding and challenging endeavor that allows you to capture the beauty, energy, and diversity of our cities. By following the techniques and insights presented in this guide, you can embark on a transformative artistic journey, translating your observations and emotions into captivating cityscape paintings.

Remember, the essence of urban painting lies in your unique perspective and ability to convey the soul of the city. Embrace the vibrant chaos and subtle nuances of urban life, and let your brushstrokes dance across the canvas, creating a symphony of colors and textures that reflects the ever-changing tapestry of our urban landscapes.

Copyright © 2023. All rights reserved.



Painting Urban Spaces: Cityscapes (Painting With Ev Hales Book 9) by Barbara Barrett


★★★★☆ 4.6 out of 5

Language : English
File size : 55279 KB
Text-to-Speech : Enabled
Screen Reader : Supported
Enhanced typesetting : Enabled
Print length : 294 pages
Lending : Enabled

FREE


DOWNLOAD E-BOOK





Fantasy Technology and Politics: A Deep Dive into the Interwoven Worlds of Magic and Power

Fantasy literature has long captivated readers with its immersive worlds, epic battles, and compelling characters. However, beyond the surface-level...



Come To This Court And Cry: A Tale of Love, Loss, and Redemption

Come To This Court And Cry is a powerful and moving novel that explores the themes of love, loss, and redemption. The novel tells the story of a young woman...